



Filters . Accumulators

## Strainer Baskets

40.330-750/1100

43.331-751/1100

41.1-7

42.1-7

Filtration grade 10-10000 $\mu$ m

Filter area 936cm<sup>2</sup>-58823cm<sup>2</sup>

Fig. 1  
Strainer basket/  
Strainer basket pleated version

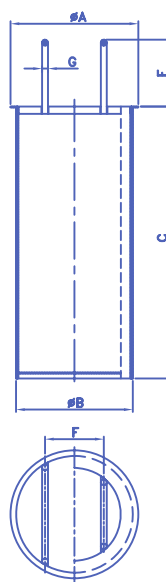
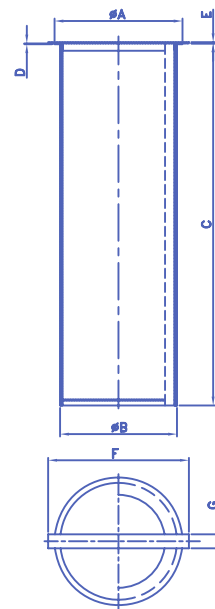


Fig. 2  
Strainer basket/  
Strainer basket pleated version



### Application

Pre- and coarse filtration of lubricants, water based liquids and liquids in general.

For use in basket strainers and coarse filters.

Easy to clean due to basket design.

Re-usable.

Contamination remains inside strainer basket during filter service.

### Design

#### Type 40. and 41.

Standard strainer basket for filter types DLW and DFLW (Type 40.) as well as G, DG, GB and DGB (Type 41.). The strainer basket consist of wire mesh made of stainless steel plain dutch weave welded to a supporting core.

#### Type 42. and 43.

Strainer basket like version 40. and 41. with pleated wire mesh for enhanced filter area and larger service time.

### Dimensions for Fig.1

Type	Filter	Area in cm <sup>2</sup>	ØA	ØB	C	E	F	G
40.330	DLW	936	140	120	240	49	80	8
40.500		1278			250			
40.750		1896			370			
40.750/1100		2977			580			
43.331	DFLW	2228	140	120	240	49	74	
43.501		3545			250			
43.751		5270			370			
43.751/1100		8295			580			

### Dimensions for Fig.2

Type	Filter	Area in cm <sup>2</sup>	ØA	ØB	C	D	E	F	G
41.1	G	1665	173	155	334,5	1,5	4	225	20
41.2		2500			501,5				
41.3		3330			667,5				
41.4		5000			1001,5				
41.5	DG	5000	343	315	503	3	6	420	25
41.6		6660			669				
41.7		10000			1003				
42.1		GB			7370				
42.2	1890		501,5						
42.3	14390		667,5						
42.4	20832		1001,5						
42.5	DGB	29323	343	315	503	3	6	420	25
42.6		39117			669				
42.7		58823			1003				

Dimension "F" = 220 only for strainer size 41.1-4 and 42.1-4

## EPE PROCESS FILTERS & ACCUMULATORS PVT LTD

Techni Towers

C-54/A, A.P.I.E., Balanagar

Hyderabad -500 037. A.P.,India.

Tel. Nos. : 23778803/23778804/23871445

Fax Nos. : 040-23871447.

Internet : www.epe-india.com

E-mail : business@epe-india.com



# Ordering Information

40.	330	G60	-	S	00	-	0	-	0	0
Element Type	Nominal Size	Filtration Grade			Differential Pressure	Filter Element Design	Bypass Valve	Seal	Add. Info	
40.	For filter with strainer 330-750/1100 1100; 2100; 3000; 5000	G10	G130	G550	S = Standard (serial)	0... = Standard without adhesive	0 = Without	0 = Without	0 = Without Z = Certificates	
41.	For wide meshed filter 1-7	G60	G300	G1000						
42.	For wide meshed filter pleated version 1-7	G80	G350	G1500						
43.	For filter with strainer pleated version 331-751/1100	G100	G450	G2000						
		L3000	L5000			... = Standard material only for 41 and 42 ...C= stainless steel 1.4301 ...V= stainless steel 1.4571 ...D= Nickel plated ...Z= Zinc free				
		L8000	L10000			For temp. > 100° C please call back				

## Performance Characteristics

p-Q characteristics  
kinematic viscosity: 10 mm<sup>2</sup>/s

## Maintenance Instruction

### Maintenance

Strainer baskets can only withstand a low differential pressure. Therefore don't overcharge strainer basket and service filter when maintenance indicator is activated to prevent from damage.

The strainer basket is clogged and needs to be cleaned if the visual indicator's red pin reaches its final position and /or the electrical switch is activated.

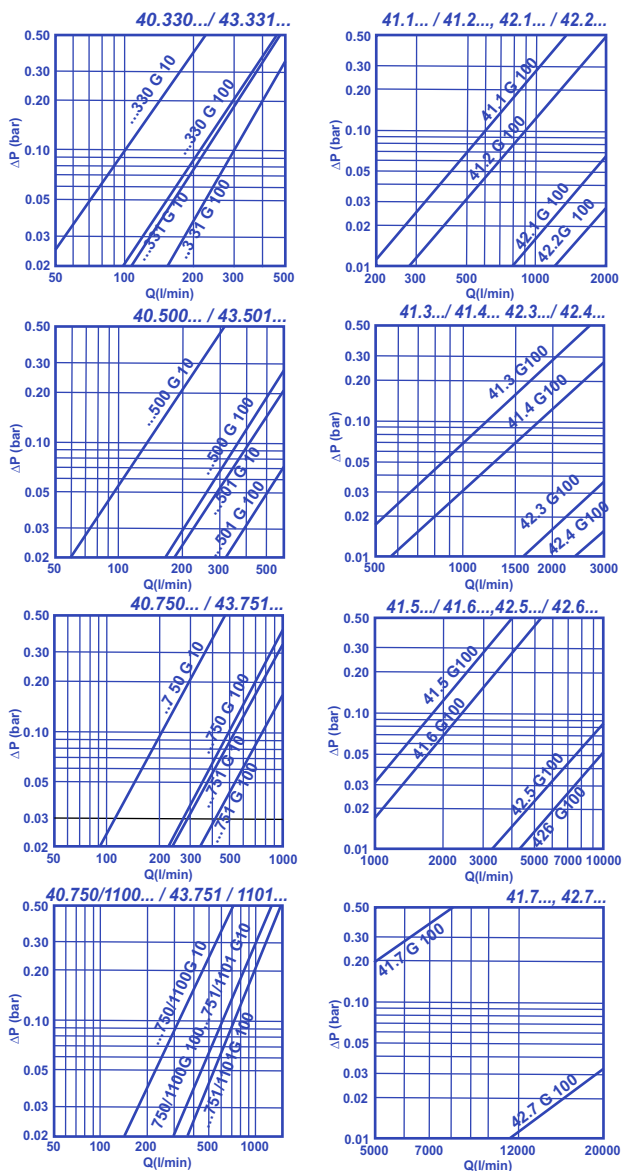
In machines with centrifugal pumps the strainer basket is clogged if the flow rate or the pressure drops to a defined value.

### Replacement of strainer basket

Switch off pump, open vent valve at filter housing and depressurise system. Open filter and remove strainer basket from housing. Check condition of wire mesh inside strainer. Replace strainer in case of wire mesh damage. Clean strainer basket using a suitable solvent and a smooth brush or by using a pressurised cleaner.

Clean the strainer basket's sealing surface inside filter housing.

Insert cleaned strainer basket. Close cover and switch on system pump. De-aerate filter by opening vent valve until liquid emerges and close again.



Technical modifications reserved!